



University
of Windsor



**APPLYING TO
UNIVERSITY**



University
of Windsor



The University of Windsor sits on the traditional territory of the Three Fires Confederacy of First Nations, comprised of the Ojibwa, the Odawa, and the Potawatomi.

Presenter



Nadia Stephaniuk
Student Recruitment Officer
UWindsor Faculty of Science Grad



University
of Windsor



This is your time.

Choosing the Correct Application



The OUAC 101 Application is used by current Ontario high school students.

Selecting an Application

Last updated: September 17, 2020

Answer the following statements to guide you to the proper undergraduate application.

I am currently enrolled in an Ontario secondary school.

Yes No

I am under 21 years old.

Yes No

I am currently attending a postsecondary institution (college/university).

Yes No

I have attended a postsecondary institution.

Yes No

I have, at some point, been out of secondary school for more than seven consecutive months.

Yes No

I have, or will have, obtained my Ontario Secondary School Diploma (OSSD) or equivalent with at least six 4U/M courses by the end of the current school year.

Yes No

Based on your response, please complete the [OUAC 101](#) application.

Step 1: Get Your Access Codes



Your guidance counsellor will provide you with a confidential letter containing the following information:

- Temporary PIN
- School ID Number
- Student Number

Do not share your pin
with anyone else!

Step 2: Research Your Options



- OUInfo provides information on all Ontario universities and their programs.
 - Visit ontariouniversitiesinfo.ca
- University websites have a section for Future Students.
 - Visit uwindsor.ca/future
- Read the OUAC 101 Application Guide


Step 2: Research Your Options



HIGH CONTRAST FRANÇAIS ABOUT CONTACT FAQS HELP

ONTARIO UNIVERSITIES INFO

PROGRAMS WHAT INTERESTS YOU? **UNIVERSITIES** WHERE ARE YOU GOING? **FINANCE** FEES & SCHOLARSHIPS **APPLICATIONS** WHAT YOU NEED TO KNOW




University Information

- Overview
- News
- Offers of Admission
- Tours and Events
- Residences and Meal Plans
- Language Requirements
- Scholarships and Awards
- IB & AP Requirements
- Applicants Outside Ontario and Canada

University Programs


- Browse All Programs
- Programs Requiring Prior University Study

University Resources



UWindsor WhyWindsor Watch later Share

WHY WINDSOR?



Step 2: Research Your Options



LIVE
CHAT

START YOUR LANCER JOURNEY HERE ▾

KENNEDY, COME WRITE YOUR FUTURE, & OURS

We're the campus where you'll fit right in. With our low student-to-faculty ratio, you'll find the program you want and professors who care. We offer the kind of learning opportunities outside the classroom to give you a competitive edge when launching your career. We are nestled in a vibrant, welcoming community with beautiful waterfront and lots of trails.

APPLY

PROGRAMS

Stay Connected to UWindsor

VIRTUAL EVENTS & WEBINARS

Attend a Virtual Event or Webinar



CAMPUS TOURS & CHAT OPTIONS

Multiple ways to connect



EXPLORE PROGRAMS

Search by Career, Interest or Passion



APPLY NOW

Apply to a Undergraduate Program



Step 3: Mark Your Calendar



- **October/November 2021:** Receive your access code.
- **13 January 2022:** Deadline to submit your application (Ontario high school students).
- **4 February 2022:** Recommended last day to make changes.
- **27 May 2022:** Latest date you can expect a response from an Ontario University.
- **1 June 2022:** Earliest date you may be required to respond to an Offer of Admission and give financial commitment.

Step 4: Apply!



OUAC Ontario Universities' Application Centre ACCESSIBILITY FRANÇAIS

APPLICATIONS DEADLINES FEES FAQs EXTERNAL RESOURCES NEWS SEARCH

APPLY TO AN ONTARIO UNIVERSITY

 UNDERGRAD (101) Current Ontario high school students	 UNDERGRAD (105) Canadian residents or international applicants not currently attending an Ontario high school	 LAW Ontario Law School Application Service (OLSAS)
 REHAB SCIENCES Ontario Rehabilitation Science Programs Application Service (ORPAS)	 TEACHING Teacher Education Application Service (TEAS)	 MEDICINE Ontario Medical School Application Service (OMSAS)

www.ouac.on.ca

Step 4: Apply!

Let's Get Started



101 Criteria

Is this the right application for me?

Answer a [few short questions](#) to make sure you're applying with the right undergraduate application.

Do you meet **all** of the following requirements?

- You are taking courses during the day at an Ontario high school (this includes students returning for second semester and graduated students returning to upgrade 1 or more courses).
- You have not, at any point, been out of high school for more than 7 consecutive months.
- You will have received or expect to receive your Ontario Secondary School Diploma (OSSD) with six 4U/M courses at the end of the current year.
- You have not attended a postsecondary institution (college/university/career college).
- You are applying to the first year of an undergraduate degree program or diploma program at an Ontario university.
- You are under 21 years of age.

If yes, complete the 101 application.

101 Application

Deadline: January 15, 2021

Review [Important Dates](#) for more deadlines.

[GO TO APPLICATION](#)

[BROWSE PROGRAMS](#)

COVID-19 Update from the OUAC and Ontario's Universities

The OUAC continues to operate, but our building is closed to the public until further notice. We will continue to...

101 ACTION CENTRE

[Log In](#)

[Browse Programs](#)

[Read the Application Guide](#)

[Search the Application Guide](#)

[View FAQs](#)

[View Notice and Declaration](#)

[View OUAC Privacy Statement](#)

[Watch How-to Videos](#)

101 APPLICATION GUIDE

[Important Dates](#)

[101 Fees](#)

[About 101](#)

[Applicant Responsibilities](#)

[Application Instructions](#)

[Selecting an Application](#)
[Personal Information](#)

TOP

Step 4: Apply!

Creating Your Account



You will need to create an account when you first access OUAC.

The screenshot shows the OUAC (Ontario Universities' Application Centre) website. The header includes the OUAC logo and the text 'Ontario Universities' Application Centre'. There are links for 'Français' and 'Print'. Below the header is a banner image with a smiling woman and university buildings. The main content area is titled 'Ontario Secondary School Application (101)'. On the left, there is a navigation menu with sections: '2019 Entry' (with a 'Log in.' link), 'Application Links' (with a 'Browse Programs' link), and 'Help Links' (with links for 'Info', 'About 101', 'OUAC & Privacy', 'Applicant Responsibilities', 'Contact Us', 'Intend to Apply For OSAP?', and 'Start Your Research with eINFO'). The main content area has a 'Log In' section with a 'Required field' label, a 'Username' field with a question mark icon, a 'Recover your username' link, a 'Password' field, and a 'Request a temporary password.' link. Below this is a 'Create Account' section with the text 'Is this your first time filling out an Ontario university application?' and a link 'Create My OUAC Account' which is circled in yellow. At the bottom of the main content area is a 'Log In' button.

Step 4: Apply! Your OUAC Account



Create My OUAC Account

If this is your first time logging in, you need to create your OUAC Account. Do not create more than one account. You will use your username and password to apply to all OUAC applications from now on.

Note: If you have applied through the OUAC any time after August 2016, you should have an OUAC account.

• Required field

• **First Name**
If you only have 1 name, enter it as both your first name and your last name/family name.

Middle Name(s)
?

• **Last Name/Family Name**

• **Date of Birth (Format: yyyy-mm-dd)**

Enter Your Email Address

We will send a verification email to this email address. If you do not receive a verification email, go to "My OUAC Profile" in your application and click "Re-send Verification Email".

Note: You will not be able to submit your application until you verify your email address.

• **Email Address**

• **Confirm Email**

Create a Username and Password

Note: Create a username that is personal and that you can remember. We recommend that you do not use any previous OUAC identification numbers (e.g., an old OUAC Reference Number or IT number). Do not use accented characters (e.g., é, è, ê, ë).

• **Username**

• **Password**
?

• **Confirm Password**

[Terms and Conditions](#)

Choose a username and password that are easy to remember.

Step 4: Apply!

Welcome and Access Codes



Welcome

[Read important 101 news and reminders.](#)

[Search FAQs.](#)

This application is only for current Ontario high school students who are applying to start undergraduate study in 2020 (January-September). **All application fees are non-refundable.**

If you have chosen the wrong application, return to the [OUAC website](#) to select another.

Here are some helpful tips to get you started:

- You will need your Application Access Code Letter with your school information and PIN. Please see your guidance office for more information.
- Use the "Application Links" menu to apply for your application in any order.
- Click "Review and Submit" at any time.
- Before you submit your application, you can review and/or change information you have provided.
- After 20 minutes of inactivity, you will be logged out. Please be advised that your changes will not be saved.

Your OUAC Reference Number

You will be assigned an OUAC Reference Number. This number is application-specific and is not valid for other services.

My Access Codes

* Required field

* School Number

* Student Number

* Temporary PIN

Save

Step 4: Apply!

Navigating the 101 Application



2020 Entry

[*Total Owing](#)

You are logged in as: lweirfer7
[Log Out](#)
OUAC Reference Number: 2020-010072

[My OUAC Account](#)
[My OUAC Financial Account](#)
[OSAP Link Status](#)

Application Links

[Welcome Back](#)

Personal Information

[Contact Information](#)
[Academic Background](#)
[Browse Programs](#)
[Choices/Offers](#)
[Additional University Details](#)
[Other Academic Information](#)
[Current High School Information and Grades](#)
[Review and Submit](#)

Help Links

[101 Application Guide](#)
[FAQs](#)
[About 101](#)
[101 & Privacy](#)
[Applicant Responsibilities](#)
[Contact Us](#)
[Intend to Apply For OSAP?](#)
[Start Your Research with OUInfo](#)

Personal Information

[Help](#)

Enter your names as they appear on your health card, passport or other official document.

- Use upper case and lower case letters for your names (e.g., Taylor rather than taylor or TAYLOR).
- Do not enter only initials or your nickname.
- If you only have 1 name, enter it as both your first/given name and your last/family name.

* Required field

Your Name and Other Personal Information

Title
Choose ▾

* First/Given Name
lma

Middle Name(s)

* Last/Family Name
Applicant

Preferred Name
The name you want to be called, if different from your legal given name. Do not include your last/family name.
?

Former Last Name/Family Name
?

Gender
Choose ▾

* Date of Birth (Format: yyyy-mm-dd)
? 2002-06-06

Are you an Aboriginal/Indigenous person?
An Aboriginal/Indigenous person is an individual who is First Nations (Status or Non-Status), Métis or Inuit.
? Yes
 No/Undeclared

Step 4: Apply!

Add Personal and Contact Info



Personal Information

[Help](#)

* Required field

Your Name and Other Personal Information

Title
Choose ▾

* First Name (Legal Given Name)
Mary

Middle Name(s)

* Last Name/Family Name
Chapman

Preferred/Commonly Used Name

Former Last Name/Family Name

Gender
Choose ▾

* Date of Birth (Format: yyyy-mm-dd)
1998-01-01

* Status in Canada (at time of applying)
 Canadian Citizen
 Permanent Resident
 Study Permit
 Diplomatic
 Convention Refugee (Protected Person)
 Visitor
 No Status

* Country of Citizenship
Choose ▾

If not born in Canada, date of entry into Canada (format: yyyy-mm)

Contact Information

Home address, mailing address and 1 phone number are required.

My Email	Actions
myemail@email.com	Change

[Add](#)

My Addresses	Address Type	Actions
No information available.		

[Add](#)

My Telephone Numbers	Telephone Type	Actions
No information available.		

Proceed to [Academic Background](#) if you are satisfied with this information

Step 4: Apply!

Select Your Programs



Select Programs

You may browse through program information using one of the starting points listed below:

Program Category

[By University](#)

[By Geographic Area](#)

Fast Track

If you have done your research and know exactly which program codes you would like to add, enter the codes here:

* **Program Code**

Search

Step 4: Apply!

Once You've Selected a Program



Select Programs - Lakehead University

[Review the Lakehead University requirements](#)

Visit [Lakehead University](#)

With two campuses in Thunder Bay and Orillia, a diverse range of highly recognized programs, and state-of-the-art learning technology, all nestled in the heart of Ontario, students from all around the world choose to study at Lakehead. Learn more about Canada's #1 Value-Added University and the offerings available.


Course selection for those entering during the fall semester. Please contact Enrolment Services - Undergraduate Admissions for more information.

Enrolment Services - Undergraduate Admissions
Lakehead University
955 Oliver Road
Thunder Bay, ON
P7B 5E1
Tel: (807) 338-1450 ext. 2252

Program Details - Accounting

Complete the details requested in the following form.

- Bachelor of Commerce (BComm)
- Program is also available by co-operative education.



SPECIFIC PROGRAM ADMISSION REQUIREMENTS (OSS):

- ENG4U, MHF4U, one additional 4U Math, three additional 4U or 4M courses. Students deficient in math will not be considered for BComm specializations.

- [Admission Requirements](#)
- [Visit](#)
- [Visit University of Guelph-Humber](#)

• Required field

Program Details
Institution
University of Guelph
Program Code
GBK
Program Title

Ensure you review all Admission Requirements!

Step 4: Apply! Order Your Choices



Program Choices

[Add Program](#)

Choice Number	Program Code	Program Title	Actions
01 ▾	GBK	University of Guelph Accounting	Change Delete
02 ▾	TLA	University of Toronto Architectural Studies (BA)	Change Delete

Order Your Choices

To rank your program selections in order of preference, you can either drag and drop your choices or manually change the numbers under the "Choice Number" column.

[Save Ordered Choices](#)

[Add Program](#) to your application

Proceed to [Additional University Details](#) if you are satisfied with this information

Step 4: Apply! Fees



The cost is \$150 for 3 choices, and \$50 for each additional choice.

Total Owning

You are logged in as:
compliant
[Log Out](#)

[My OUAC Account](#)
[My OUAC Financial Account](#)

Application Links

- [Welcome](#)
- [Personal Information](#)
- [Contact Information](#)
- [Academic Background](#)
- [Browse Programs](#)
- [Program Choices](#)**
- [Additional University Details](#)
- [Other Academic Information](#)
- [Current High School Information](#)

Program Choices

[Add Program](#)

Choice Number	Program Code	Program Title	Actions
01 ▼	GBK	University of Guelph Accounting 2019 Fall (September)	Change Delete
02 ▼	TLA	University of Toronto Architectural Studies (BA) - St. George Campus 2019 Fall (September)	Change Delete
03 ▼	JBB	Algoma University English (BA 4 Year) 2019 Fall (September)	Change Delete

Order Your Choices

Rank your program selections in order of preference under the "Choice Number" column, then click "Save".

[Save](#)

Step 4: Apply! Answer Questions



Additional University Details

* Required field

Algoma University
Previous Year Applied
<input type="text" value="Choose a year"/>
Ryerson University
Previous Year Applied
<input type="text" value="Choose a year"/>
Trent University
Previous Year Applied
<input type="text" value="Choose a year"/>

Other Academic Information

* Required field

Other Information

My total number of years in Ontario high schools (including current school year)

My total number of years in a Canadian school system

My total number of years in an English-language school system outside of Canada

In which country?

My International Baccalaureate (IB) program type (if applicable)

I intend to write (or have already written) an Advanced Placement Exam by June of the current school year

AP exams are administered by The College Board in the United States.

Yes
 No

Step 4: Apply!

Current High School Info



Current High School Information and Grades

Your high school has provided us with your applicable academic data throughout the year.

- Review your academic information carefully and inform your guidance counsellor if changes are required.
- Only your Grade 11-12 courses are reported to the OUAC (your Grade 9-10 courses will not be listed).

Note: If there is no information listed on this page, please continue to submit your application and contact your guidance counsellor.

My High School Information

School Number

999999

School Name

OUAC Grades

Diploma Status

Unknown

Monitor this information
and report any errors to
your guidance counsellor.

Step 4: Apply!

Review & Submit Your Application



Review and Submit

Please review your information:

- Correct any errors or warnings by returning to the appropriate section of your application.
- Once satisfied that your information is accurate, read the "Applicant's Declaration".
- Click "I Verify and Agree" to proceed to payment.

Once you have successfully submitted your application, you will receive an OUAC Reference Number.

Warnings

- **5251:** Make sure you entered your name correctly. Do not use all capital letters.

This information was provided in Personal Information:

Your Name and Other Personal Information

Title

I Verify and Agree

Step 4: Apply!

Paying for Your Application



OUAC accepts two methods of payment.

1. VISA/MasterCard/American Express:

You will need the card number, expiry date and CVV/CVC/CID number.

2. Online Banking:

You will receive a bill payment account number from the OUAC when you submit your application

Step 4: Apply!

Paying for Your Application



OUAC cannot process your application until payment is received.

Payment Options

Credit Card (VISA, MasterCard or American Express)

Prepaid credit cards and VISA debit cards are not accepted.

Important: Do not click the "Back" button in your browser after you submit your credit card payment.

▶ More

Online Banking (Canadian banks and credit unions only). This process usually takes 2-5 business days.

▶ More

Western Union Business Solutions - GlobalPay for Students (Bank-to-bank transfer for international payments only)

▶ More

Continue

Step 4: Apply!

Completing Your Application



On the “Complete” page, print the screen displaying your OUAC Reference Number (2020-XXXXXX) and further instructions. You will also receive an email.

Complete

If you **click**, your application has been submitted. Your OUAC Reference Number is: **2020-XXXXXX**.

Your application will be forwarded to your university choice(s) once the application service fee is successfully processed. **All fees are non-refundable.**

Step 5: Next Steps

Application Acknowledgement Email



- Once your application is received, you will be sent an application acknowledgement email.
- This will contain your Student ID and PIN.
- Please note that updates made in OUAC may take up to 3 business days to reach the university.

Step 5: Next Steps

Activate Your UWinID



First-time student / applicant account activation

Student Number:

PIN:

Submit

To activate your account please enter your Student Number and PIN. Then click Submit. Both of these authentication credentials can be found in the acknowledgement email you received from the University of Windsor. If you need additional assistance, please contact the Office of the Registrar at (519)-253-3000 ext. 3315

Step 5: Next Steps

Login to UWinsite Student



FUTURE STUDENTS

ask.UWindsor



MENU



Office of the Registrar

Home

COVID-19 Updates

Academic Calendars

Timetable Information

UWinsite Student

Transfer Students

Fee Estimator

Where do I pay?

Testing Centre

Change of Program/Major

Apply for Re-admission

Change of Name

Degree Verification

Examinations



UWindsor Home > Office of the Registrar > UWinsite Student

UWinsite Student

SIGN IN TO UWINSITE STUDENT



UWinID@uwindsor.ca and UWin Account password required.

FIRST-TIME ACCOUNT ACTIVATION



UWin Account activation for first-time and returning students.

UWIN ACCOUNT SERVICES



Extend your UWin Account, change your password, and more.

UWinsite Student is the University of Windsor's student information platform.

Step 5: Next Steps

Check Your Application Status



The screenshot shows a web interface for the University of Windsor. At the top left is the university logo and name. The main header is red and contains 'Applicant Homepage' with a dropdown arrow, a home icon, and a menu icon. Below the header are four white panels on a blue background. The first panel, 'Admissions', is highlighted with a green border and shows '2 active applications' with a document and graduation cap icon. The second panel, 'Profile', shows 'WLANCER' with a person icon and a pencil. The third panel, 'Login History', has a globe icon with a circular arrow. The fourth panel, 'Award Profile', has a document icon with a pencil. A yellow footer bar at the bottom contains a small white circle and a copyright symbol.

Step 6: Need Help? Contacting OUAC



- Read the "FAQ" section and the 101 Application Guide on our website at: www.ouac.on.ca/faq-application/101/.
- **OUAC**
170 Research Lane
Guelph ON N1G 5E2
- **Telephone:** 519-823-1063
- **Fax:** 519-823-5232
- **Email:** 101sup@ouac.on.ca
- **Website:** www.ouac.on.ca/ouac-101

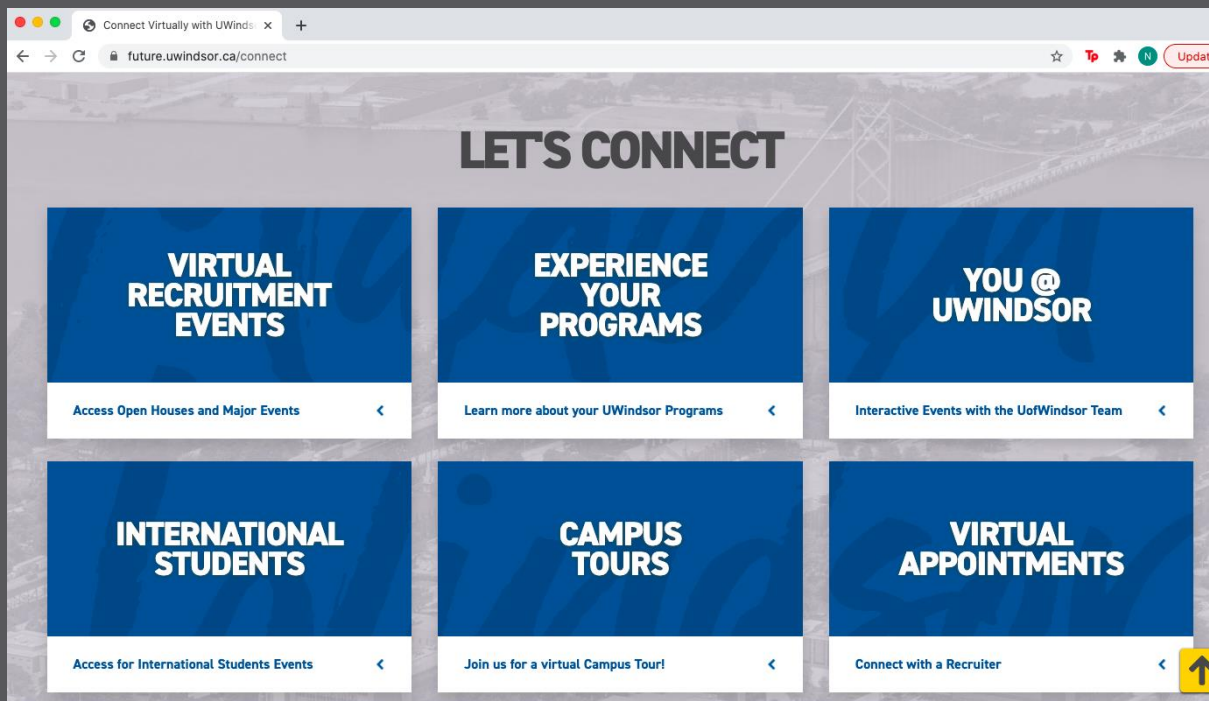
Step 6: Need Help?

Connect with UWindsor



ask.UWindsor.ca

Connect with us!



Follow us on social media to stay up-to-date on events and connect with current students! **@UWindsor**

future.uwindsor.ca/connect



University of Windsor



This is your time.

JOIN US AT OUR FALL OPEN HOUSE - OCTOBER 23, 2021

PLANNING TO JOIN UWINDSOR?
LEARN EVERYTHING YOU NEED TO KNOW AND WHY
YOU SHOULD ATTEND OUR FALL OPEN HOUSE:

- 👍 Find out more about programs you're interested in
- 👍 Connect with faculty, staff and current students
- 👍 Get an update on what's happening on campus
- 👍 Find out about scholarships, financial aid, residence and how to apply
- 👍 Connect with us by chat through ask.uwindsor.ca



Fall Open House

Saturday
October 23, 2021
9am - 12pm
1pm - 4pm

future.uwindsor.ca/foh



University
of Windsor



This is your time.